








SPAN #12


SPAN #1R





SPAN #4

SPAN #10




GANO STREET



GANO STREET





BIKE PATH



BIKE PATH






PHOTO #10

12-MONTH SPECIAL INSPECTION



**SOUTH ELEVATION
IN SPAN #14 (LOOKING NORTH)**


BRIDGE #070001

07/22/2020



WATER STREET





WATERFRONT DRIVE





VALLEY STREET





VALLEY STREET





PIER #3R

PIER #4

GIRDER 'A'

GIRDER 'F'



GENERAL UNDERSIDE IN SPAN #1 / PIER #1

WEST FACE (LOOKING EAST)



GIRDER 'A'

GIRDER 'AA'

GIRDER 'A1'

GIRDER 'F'

GENERAL UNDERSIDE IN SPAN #5 / PIER #3R & #4 EAST FACES (LOOKING WEST)

GIRDER 'A'

GIRDER 'E'



PHOTO #19

12-MONTH SPECIAL INSPECTION

GIRDER 'K'

GIRDER 'A'



BRIDGE #070001


**GENERAL UNDERSIDE IN SPAN #7 / PIER #6
EAST FACE (LOOKING WEST)**

07/22/2020



GIRDER 'A'

GIRDER 'K'



GIRDER 'I'

GIRDER 'A'



**SCATTERED
CONCRETE PATCHES**

**24" WIDE x 10" HIGH x 1" DEEP
SPALL/HOLLOW AREA**

GRAFFITI



**SCATTERED
CONCRETE PATCHES**



**SCATTERED
CONCRETE PATCHES**

**GENERAL UNDERSIDE IN SPAN #2R / PIER #2R
WEST FACE (LOOKING SOUTH)**



**SCATTERED
CONCRETE PATCHES**

**6" LONG HOLE IN
DECK JOINT**



GIRDER 'C'

DECK JOINT LEAKAGE



**13'-0" LONG x UP TO
24" WIDE x 7" HIGH
(NORTH FACE) HOLLOW
AREA**



**SOUTH ARCH – UNDERSIDE
AT EAST JOINT IN SPAN #2**



**22" HIGH x 18" LONG
WEB HOLE WITHIN 24"
HIGH x 38" LONG SPALL
WITH EXPOSED REBAR**

**16" HIGH x 18" WIDE
HOLLOW AREA WITH UP
TO 1" DEEP EDGE
SPALLING AND CRACKS**

**SOUTH ARCH – SOUTH FACE
AT WEST JOINT KEY IN SPAN #2**

2'-0" HIGH x 6'-0" LONG
HOLLOW AREA WITH
1/2" WIDE BOUNDARY
CRACKS

2'-0" HIGH x 5'-0" LONG
SPALL WITH 1/16" WIDE
DIAGONAL CRACK

2'-0" HIGH x 3'-0" LONG
x FULL DEPTH HOLE

**SOUTH ARCH – SOUTH FACE
AT EAST JOINT IN SPAN #4
(LOOKING WEST)**



**DROP-IN SECTION OF
ARCHITECTURAL
COPING IS 2" LOWER
THAN CANTILEVER
SECTION**

**SOUTH ARCH – SOUTH FACE
AT WEST JOINT IN SPAN #6**



**4'-0" HIGH x UP TO 1'-0"
LONG HOLLOW AREA**

**SOUTH ARCH – SOUTH FACE
AT EAST JOINT KEY IN SPAN #8
(LOOKING NORTH)**

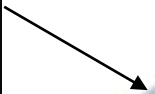


**3'-0" HIGH x 4'-6" WIDE
HOLLOW AREA WITH 1"
DEEP SPALLING**

**12" HIGH x 18" WIDE x
2" DEEP SPALL
(ADJACENT TO JOINT
KEY)**


**2'-0" HIGH x 12" WIDE x 3" DEEP
SPALL UNDERMINES BEARING
PAD BY 10" LONG x 1" WIDE**

**1/4" WIDE x 20'-0"
LONG HORIZONTAL
CRACK WITH
INTERMITTENT HOLLOW
AREAS**



**20" HIGH x 20'-0" LONG x
10" DEEP SPALL WITH FIVE
(5) DEBONDED REBAR
(MARKED FOR REPAIR)**





**6" DIAMETER x 1" DEEP
SPALL**

**15" HIGH x 7" WIDE x
1/2" DEEP
SPALL/HOLLOW AREA**

**FULL HEIGHT HAIRLINE
CRACKS (TYPICAL)**

**SOUTH ARCH – SOUTH FACE
AT EAST 1/3 POINT IN SPAN #2R
(LOOKING NORTH)**

**3'-6" LONG x 5" HIGH x 8"
WIDE (UNDERSIDE)
HOLLOW AREA WITH 1/16"
WIDE BOUNDARY CRACKS**





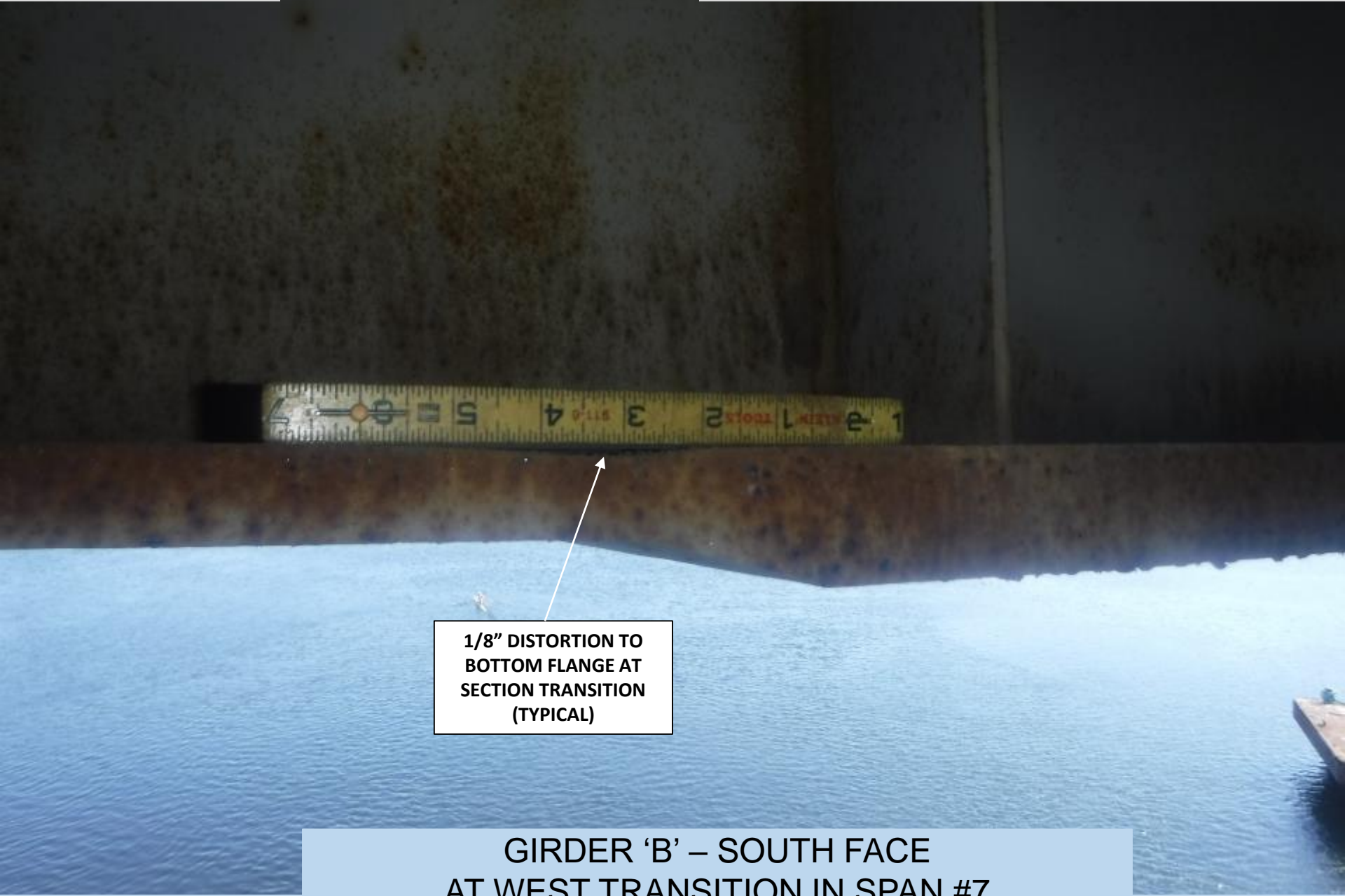
1/2" REMAINING THICKNESS x 5'-0" LONG x 8" WIDE (BOTTOM FLANGE)

UP TO 1/16" SECTION LOSS TO REPAIR PLATE WITH HEAVY RUST (TYPICAL)

UP TO 5" HIGH x 6" LONG x 3/16" LOSS




**FULL LENGTH x UP TO 1/4" VERTICAL
DISTORTION OF BOTTOM FLANGE
AND MINOR ROTATION OF GIRDER**



**1/8" DISTORTION TO
BOTTOM FLANGE AT
SECTION TRANSITION
(TYPICAL)**

**GIRDER 'B' – SOUTH FACE
AT WEST TRANSITION IN SPAN #7**



BOLTED REPAIR PLATE

**3'-0" LONG x 10" WIDE x
9/16" REMAINING
THICKNESS (BOTTOM
FLANGE)**


**GIRDER 'K' – NORTH FACE
13.5' FROM PIER #6 IN SPAN #7
(LOOKING SOUTHEAST)**



**UP TO 1/8" SECTION
LOSS x 5" HIGH x 30"
LONG**

**0.012" WIDE x 17" LONG
SHEAR CRACK**





**2'-0" LONG x 14" HIGH
HOLLOW AREA**

**27" LONG x UP TO 2'-0" HIGH x 2" DEEP
SPALL WITH (3) EXPOSED STIRRUPS
WITH UP TO 50% SECTION LOSS AND
BEARING AREA REDUCED BY 12" LONG x
1" WIDE**

**9" LONG x FULL
HEIGHT x 5" DEEP
SPALL WITH (1)
EXPOSED STIRRUP**

**14" WIDE x 13" HIGH x 1-1/2" DEEP
SPALL WITH EXPOSED POST-
TENSION ANCHOR PLATE (SEE
PHOTO 55)**



**MULTIPLE UP TO 17"
LONG DIAGONAL
HAIRLINE SHEAR
CRACKS**

**0.016" WIDE x 28" LONG SHEAR
CRACK WITH HEAVY RUST AND
EFFLORESCENCE**

**34" LONG x 10" HIGH
HOLLOW AREA**



**DROP-IN GIRDER 'F' – NORTH FACE
AT WEST CORBEL IN SPAN #3 (LOOKING SOUTH)**




**22" LONG x 3'-0" HIGH x 8" WIDE
(EAST FACE) x UP TO 3" DEEP SPALL
WITH (3) EXPOSED STIRRUPS WITH
UP TO 75% SECTION LOSS**

**SPALL INCLUDES (1)
EXPOSED STRAND**

**22" LONG x 2" DIAMETER
CORE HOLE THROUGH
UPPER WEB**





30" LONG x 28" HIGH x 3" DEEP SPALL/HOLLOW AREA WITH 12" LONG X 2" WIDE REDUCED BEARING AREA AND (2) EXPOSED/DEBONDED REBARS

26 HIGH x UP TO 14" WIDE x 1" DEEP SPALL (WEST FACE)

14" HIGH x 12" WIDE x 7-1/2" LONG (SOUTH FACE) x 1-1/2" DEEP SPALL WITH EXPOSED ANCHOR PLATE

40" HIGH x 22" WIDE x 1/2" DEEP SPALL/HOLLOW AREA (SOUTH FACE)



**FIVE (5) UP TO 12" LONG x
22" WIDE x 1" DEEP SPALLS
WITH EXPOSED REBAR AND (2) EXPOSED
STRANDS (MARKED FOR REPAIR)**

DROP-IN GIRDER 'C' – UNDERSIDE NEAR WEST

CORBEL IN SPAN #9 (LOOKING SOUTH)



10" LONG x FULL HEIGHT x UP TO 6" DEEP SPALL WITH EXPOSED BARS AND 10" LONG x 2" WIDE REDUCED BEARING AREA

40" HIGH x 7" TO 20" WIDE HOLLOW AREA

12" HIGH x 12" WIDE x 1" DEEP SPALL WITH EXPOSED POST-TENSION ANCHOR PLATE (WEST FACE)

14" HIGH x 16" WIDE x 1" DEEP SPALL WITH EXPOSED POST-TENSION ANCHOR PLATE (WEST FACE)

**17" HIGH x 8" WIDE
HOLLOW AREA**

**31" LONG x 15" WIDE (UNDERSIDE)
x 10" HIGH (NORTH FACE) x 3" DEEP
SPALL WITH (8) EXPOSED STRANDS**



24" HIGH x UP TO 24" WIDE x UP TO 5" DEEP SPALL WITH (2) EXPOSED AND DEBONDED STIRRUPS AND BEARING AREA REDUCED BY 12" LONG x 2" WIDE

DECK JOINT LEAKAGE

20" HIGH x 24" WIDE HOLLOW AREA WITH CRACKS, EFFLORESCENCE, AND RUST STAINING

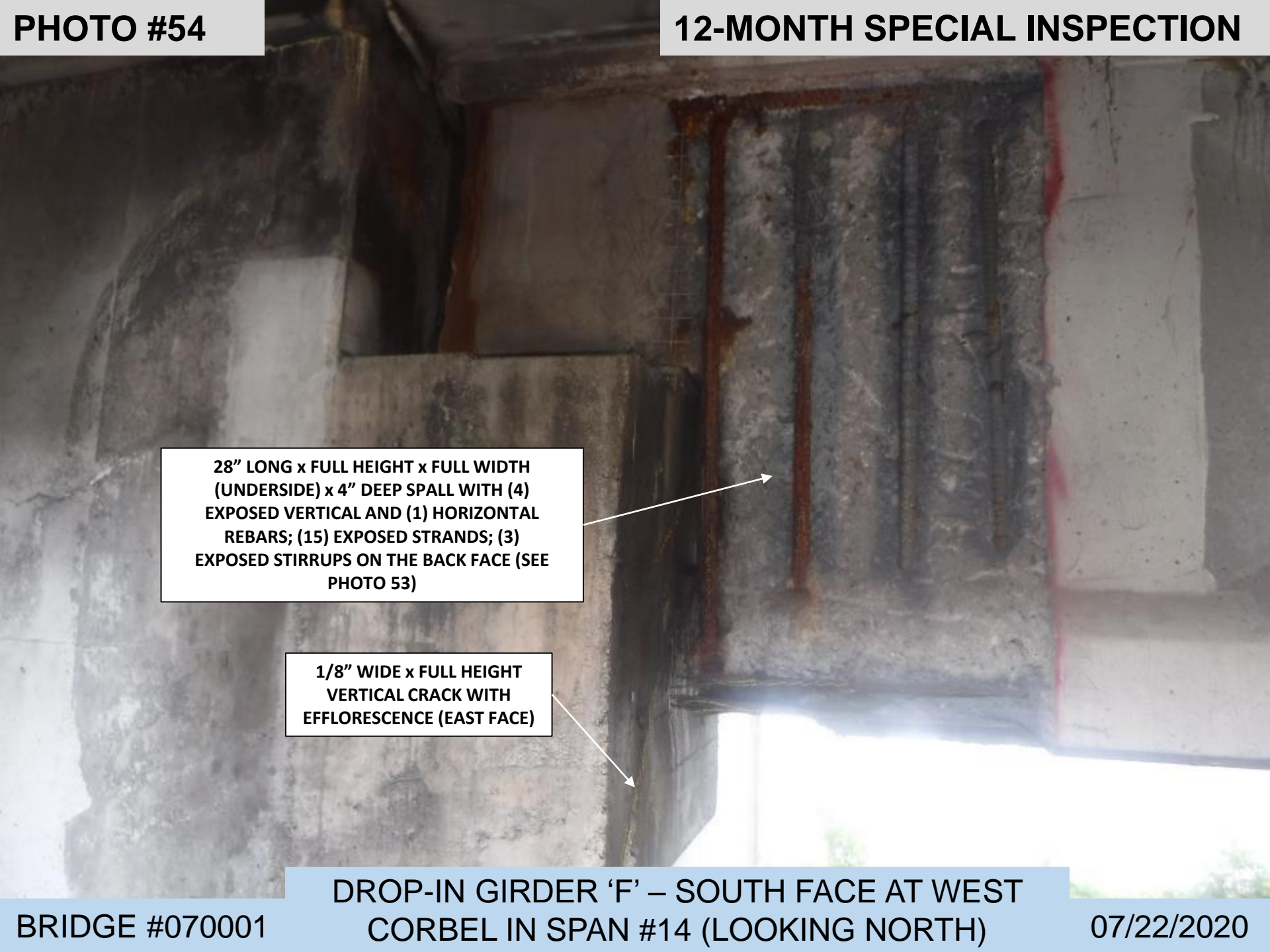
9" LONG x 14" HIGH x 2-1/2" DEEP SPALL WITH (2) EXPOSED STRANDS x 3" LONG (BOTTOM FLANGE)

DROP-IN GIRDER 'F' – SOUTH FACE AT EAST CORBEL IN SPAN #13 (LOOKING NORTH)

**1/8" WIDE x FULL HEIGHT
VERTICAL CRACK WITH
EFFLORESCENCE (EAST FACE)**


**28" LONG x FULL HEIGHT x FULL WIDTH
(UNDERSIDE) x 4" DEEP SPALL WITH (4)
EXPOSED VERTICAL AND (1) HORIZONTAL
REBARS; (15) EXPOSED STRANDS; (3)
EXPOSED STIRRUPS ON THE BACK FACE**

**DROP-IN GIRDER 'F' – SOUTH FACE/UNDERSIDE
AT WEST CORBEL IN SPAN #14**



28" LONG x FULL HEIGHT x FULL WIDTH (UNDERSIDE) x 4" DEEP SPALL WITH (4) EXPOSED VERTICAL AND (1) HORIZONTAL REBARS; (15) EXPOSED STRANDS; (3) EXPOSED STIRRUPS ON THE BACK FACE (SEE PHOTO 53)

1/8" WIDE x FULL HEIGHT VERTICAL CRACK WITH EFFLORESCENCE (EAST FACE)




**20" DIAMETER HOLLOW AREA
WITH HAIRLINE CRACKS AND
EFFLORESCENCE**

**14" WIDE x 13" HIGH x 1-1/2"
DEEP SPALL WITH EXPOSED
POST-TENSION ANCHOR PLATE**

14" HIGH x 10" WIDE x 1" DEEP SPALL WITH EXPOSED REBAR AND (1) EXPOSED STIRRUP

1-1/2" WIDE x 1" LONG BEARING UNDERMINING


15" WIDE x 18" HIGH x UP TO 5" DEEP SPALL WITH EXPOSED POST-TENSION ANCHOR PLATE





**15" LONG SHEAR
CRACK**

**26" HIGH x 18" WIDE x 5" DEEP
SPALL THAT UNDERMINES
BEARING 9" WIDE x 1/2" DEEP**



**5" WIDE x 2" HIGH x
1-1/2" DEEP SPALL**

**16" HIGH x 9" WIDE
HOLLOW AREA**

**21" HIGH x 27" LONG
HOLLOW AREA**

**14" HIGH x 16" WIDE x 27"
LONG (NORTH FACE) HOLLOW
AREA WITH 1/16" WIDE
CRACKS AND RUST STAINING**

BRIDGE #070001 **WEST CORBEL 'C' – NORTH FACE
IN SPAN #11 (LOOKING SOUTH)** **07/22/2020**

20" WIDE x 14" LONG x 1/2" DEEP SPALL WITH CRACKS, RUST STAINING, AND EFFLORESCENCE

24" LONG x 14" WIDE x 2" HIGH (NORTH FACE) HOLLOW AREA WITH CRACKS, RUST STAINING AND EFFLORESCENCE

12" DIAMETER x 1/2" DEEP SPALL WITH CRACKS, RUST STAINING, AND EFFLORESCENCE


3'-0" HIGH x 9" WIDE HOLLOW AREA WITH 4'-0" LONG x 1/8" WIDE LONGITUDINAL CRACK



**7" HIGH x 10" LONG x 4" DEEP
SPALL WITH EXPOSED REBAR,
(1) EXPOSED STRAND AND 4"
LONG x 2" WIDE REDUCED
BEARING AREA**



**6" WIDE x 9" LONG x 2" DEEP
SPALL WITH 4" WIDE x 3" LONG
REDUCED BEARING AREA**



**FULL WIDTH x FULL HEIGHT x 6"
DEEP (10" DEEP AT FLANGES)
SPALL WITH
EXPOSED/DEBONDED REBARS;
AND UP TO 80% SECTION LOSS**

**AASHTO GIRDER 'N' – EAST/BACK FACE BEYOND
BEARING AT PIER #16 IN SPAN #16 (LOOKING
WEST)**



16" LONG x UP TO FULL WIDTH (EAST FACE) x 6" HIGH (NORTH FACE) x 4" DEEP SPALL WITH EXPOSED REBAR AND (4) EXPOSED STRANDS FOR 3" LONG WITH UP TO 100% SECTION LOSS

**AASHTO GIRDER 'G' – NORTH FACE
AT EAST ABUTMENT #2
IN SPAN #18 (LOOKING SOUTH)**

12" LONG x 6" WIDE HOLLOW AREA

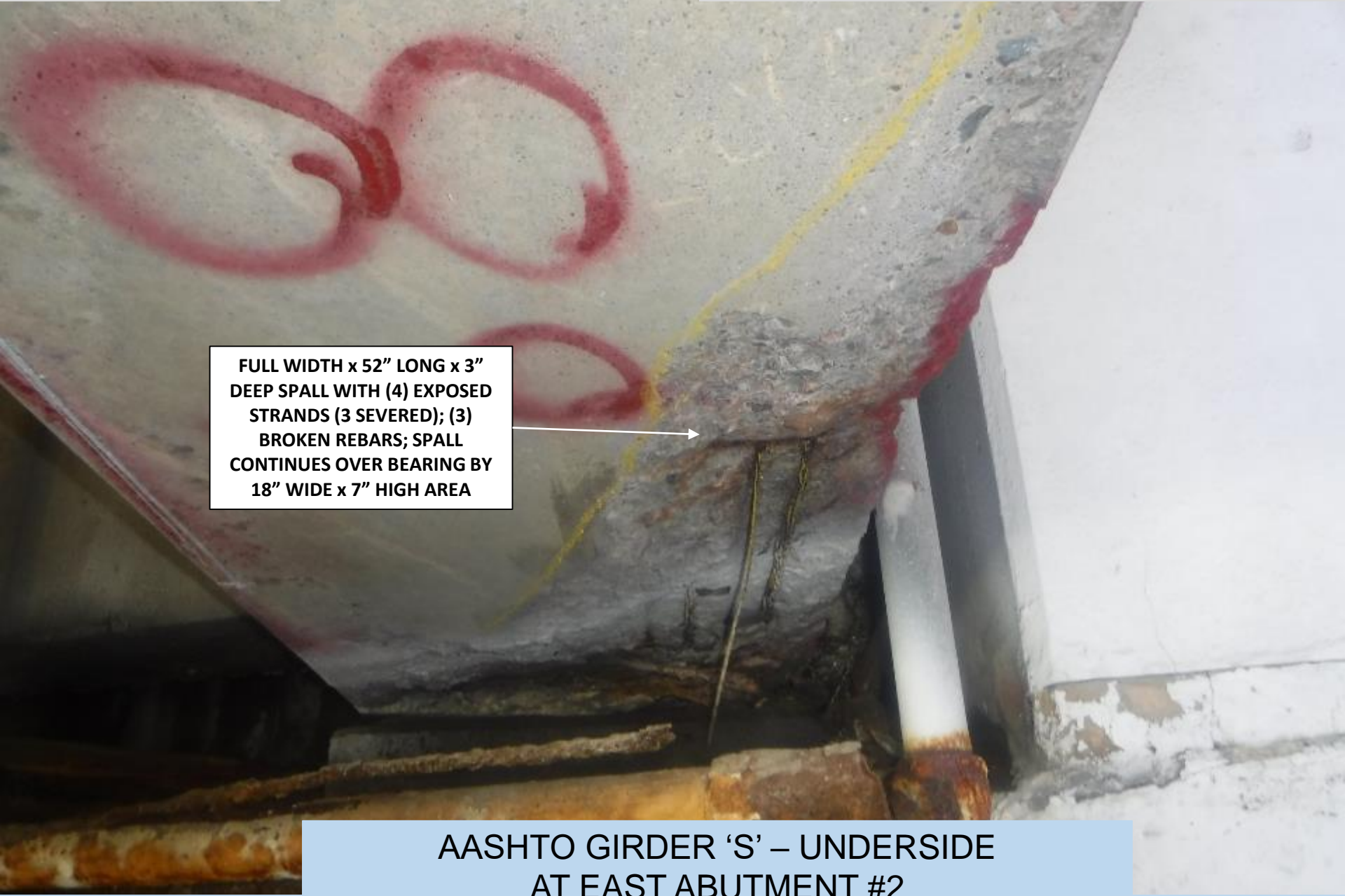
16" LONG x 14" WIDE HOLLOW AREA

20" LONG x 12" WIDE HOLLOW AREA

20" LONG x 13" WIDE x 1" DEEP SPALL/HOLLOW AREA WITH EXPOSED REBAR

AASHTO GIRDER 'K' – UNDERSIDE

IN SPAN #18 (LOOKING WEST)

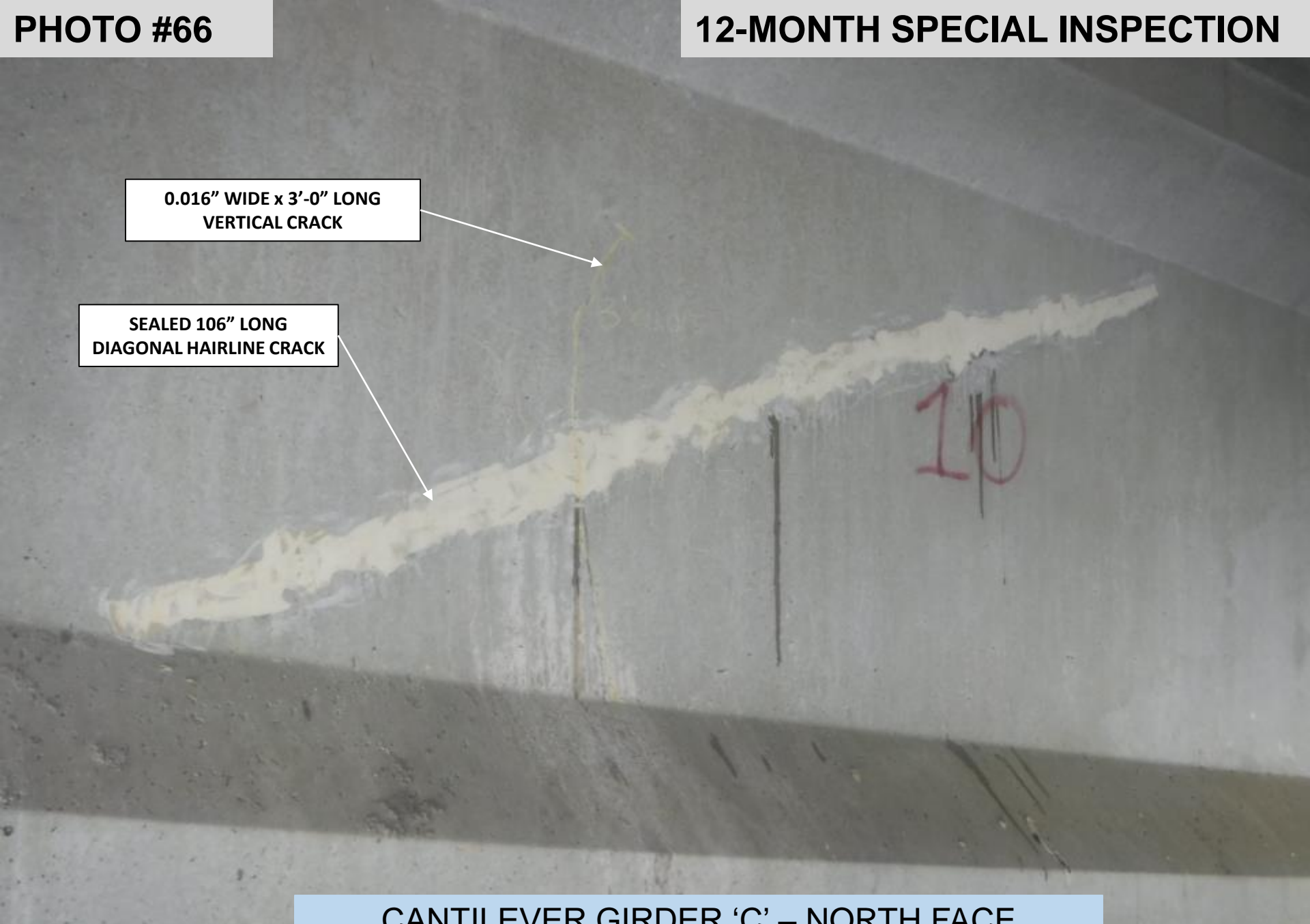


**FULL WIDTH x 52" LONG x 3"
DEEP SPALL WITH (4) EXPOSED
STRANDS (3 SEVERED); (3)
BROKEN REBARS; SPALL
CONTINUES OVER BEARING BY
18" WIDE x 7" HIGH AREA**

**AASHTO GIRDER 'S' – UNDERSIDE
AT EAST ABUTMENT #2
IN SPAN #18 (LOOKING EAST)**

**0.016" WIDE x 3'-0" LONG
VERTICAL CRACK**


**SEALED 106" LONG
DIAGONAL HAIRLINE CRACK**



**0.04" WIDE x 9'-0" LONG
VERTICAL CRACK**


**4'-6" HIGH x 7" WIDE HOLLOW
AREA WITH A 0.02" WIDE x 4'-6"
LONG VERTICAL CRACK**






**120" LONG DIAGONAL
HAIRLINE CRACK**

**0.05" WIDE x FULL HEIGHT
VERTICAL HAIRLINE CRACK
WITH EFFLORESCENCE**





0.02" WIDE x FULL LENGTH
HORIZONTAL CRACK WITH
EFFLORSCENCE


(17) BOLTS IN WEB



**HEAVY EFFLORESCENCE
THROUGHOUT EAST FACE**

**18" LONG x FULL WIDTH
(UNDERSIDE) x 12" HIGH
(SOUTH FACE) x 1" DEEP
SPALL/HOLLOW AREA**

**9" HIGH x 18" WIDE x 3" DEEP
SPALL WITH EXPOSED POST-
TENSION ANCHOR PLATE**



**9" HIGH x 26" LONG
HOLLOW AREA**

**0.012" WIDE x 60"
LONG HORIZONTAL
CRACK**



FULL HEIGHT x 16" WIDE x 12" LONG (EAST FACE) x 8" DEEP SPALL WITH (1) EXPOSED AND DEBONDED REBAR; ADDITIONAL 12" WIDE IS HOLLOW ON NORTH FACE



FULL HEIGHT x 2'-0" LONG x 16" WIDE (EAST FACE) x 5" DEEP SPALL WITH EXPOSED REBAR; UP TO 75% SECTION LOSS AND EXPOSED ANCHOR PLATE





**FULL HEIGHT x 36" WIDE x 14" LONG
(WEST FACE) x 6" DEEP SPALL WITH
EXPOSED, DEBONDED AND BROKEN
REBAR; EXPOSED STRANDS, AND
REDUCED BEARING AREA BY 12"
WIDE x 7" LONG**



CLOSED ACCESS HATCHES


PARTIALLY-OPEN ACCESS HATCH (SEE PHOTO #77)

GANO STREET RAMP – BOX GIRDER ACCESS HATCHES AT WEST ABUTMENT #1R

**PARTIALLY-OPEN ACCESS HATCH
ALLOWING PIGEONS ACCESS TO BOX
GIRDER INTERIOR**



**GANO STREET RAMP – BOX GIRDER CELL ‘C’
ACCESS HATCH AT WEST ABUTMENT #1R
(LOOKING NORTH)**



**15' LONG HAIRLINE
DIAGONAL CRACK WITH
EFFLORESCENCE WITH
AN ADDITIONAL 5' LONG
HAIRLINE CRACK
BRANCHING OFF**

**8'-0" LONG HAIRLINE
TRANSVERSE CRACK
WITH EFFLORESCENCE**

**4' WIDE x 6' LONG AREA OF HEAVY
RUST STAINING, EFFLORESCENCE,
AND DAMP CONCRETE**

**BOX GIRDER EXTERIOR – UNDERSIDE
AT NORTH END NEAR PIER #2R IN SPAN #2R**



**12" WIDE x 12" LONG SQUARE
CUT-OUT ALLOWING PIGEONS
ACCESS TO BOX GIRDER
INTERIOR (SEE PHOTO 92)**

BRIDGE #070001 BOX GIRDER EXTERIOR – UNDERSIDE OF CELL 'B' AT PIER #2R IN SPAN #3R (LOOKING NORTH) 07/22/2020




**10'-0" LONG x 5'-0" WIDE
HOLLOW AREA WITHIN 6'-0"
WIDE x 15'-0" LONG AREA OF
HAIRLINE CRACKS AND RUST
STAINING**

**8'-0" LONG x UP TO 2'-0"
WIDE HOLLOW AREA**

**5'-6" WIDE x UP TO 3'-0" LONG
HOLLOW AREA**

**BOX GIRDER EXTERIOR – UNDERSIDE
NORTHEAST CORNER AT PIER #3R IN SPAN #3R**



**12" LONG x 12" WIDE
HOLLOW AREA**

**16" LONG x 40" WIDE
HOLLOW AREA**

**48" LONG x 60" WIDE x
1" DEEP SPALL/HOLLOW
AREA**

**32" HIGH x 16" WIDE
x 2" DEEP
SPALL/HOLLOW AREA**

**42" LONG x 20"
WIDE HOLLOW AREA**

**BOX GIRDER EXTERIOR – UNDERSIDE
AT NORTHWEST CORNER**

**6" DIAMETER x 1" DEEP
SPALL WITH EXPOSED REBAR**

**12" HIGH x 12" WIDE
HOLLOW AREA**


**8" DIAMETER x 1"
DEEP SPALL WITH
EXPOSED REBAR**

**FULL HEIGHT x 1/16"
WIDE VERTICAL
CRACK EXTENDS 6" TO
UNDERSIDE**

**BOX GIRDER EXTERIOR – UNDERSIDE
AT SOUTH EDGE AT PIER #3R IN SPAN #5**

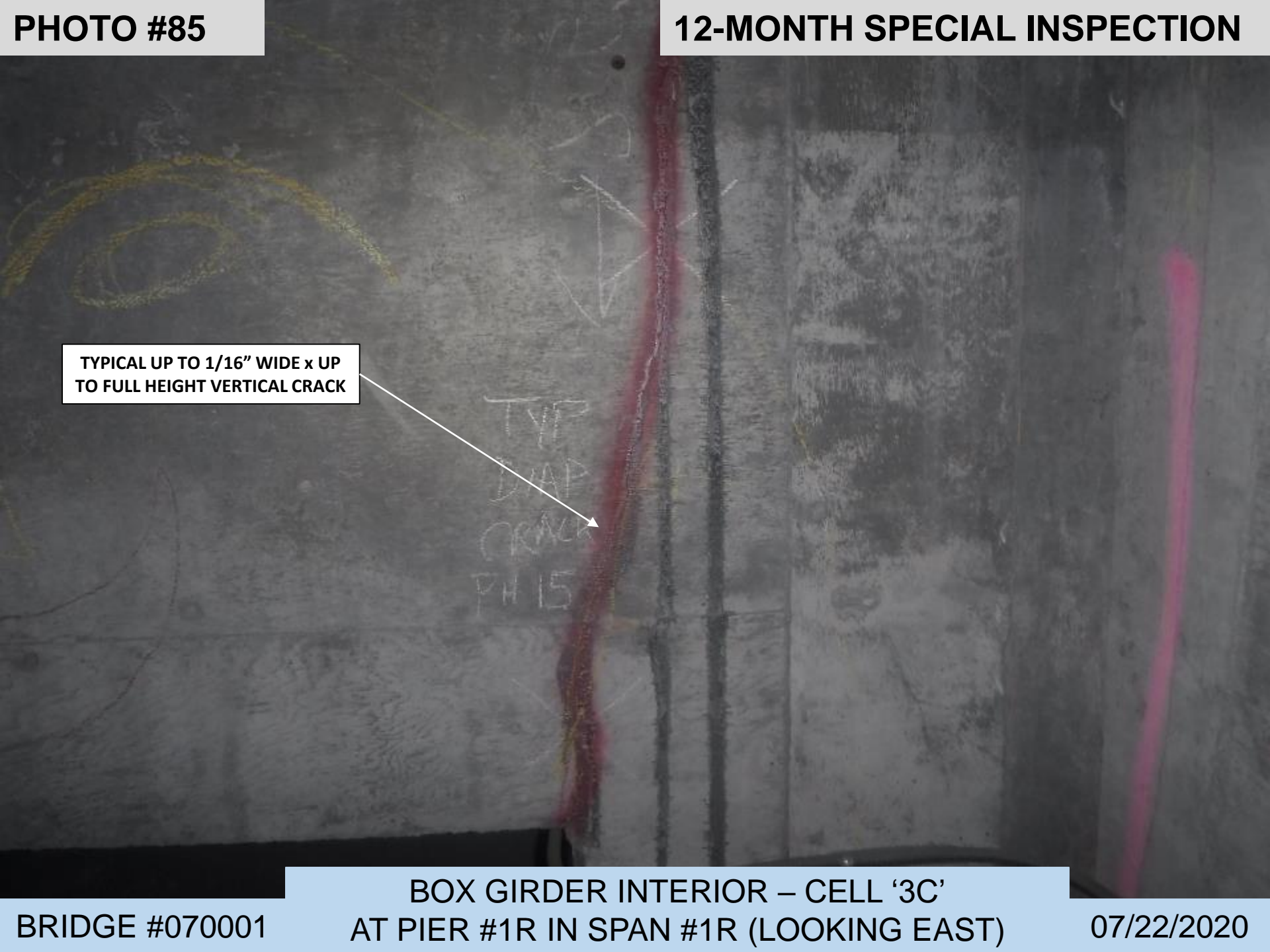
**METAL MESH SCREEN AT
ACCESS HOLE IS PARTIALLY
OPEN AND ACCESSIBLE TO
PIGEONS (SEE PHOTO #97)**

**BOX GIRDER EXTERIOR - SOUTH FACE
AT PIER #3R IN SPAN #5 (LOOKING NORTHWEST)**



**TYPICAL EPOXY
PAINTED CRACKS**

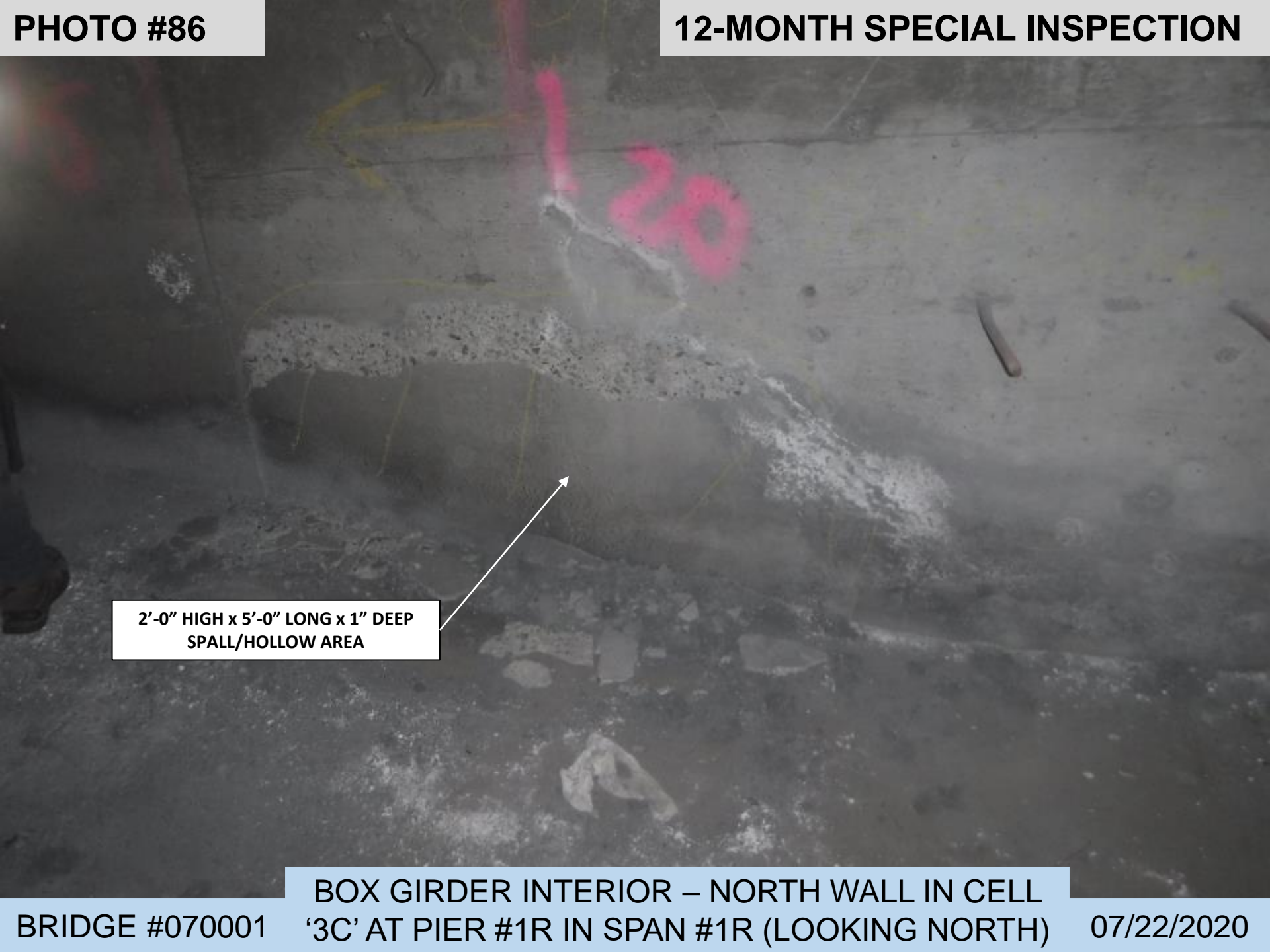
**BOX GIRDER INTERIOR – CELL '3A'
SOUTH WEB AT PIER #1R
IN SPAN #1R (LOOKING SOUTH)**



TYPICAL UP TO 1/16" WIDE x UP TO FULL HEIGHT VERTICAL CRACK



TYP
DIAP
CRACK
PH 15




**2'-0" HIGH x 5'-0" LONG x 1" DEEP
SPALL/HOLLOW AREA**




**4'-0" LONG AREA OF HAIRLINE
CRACKS, EFFLORESCENCE, AND RUST
STAINING TO TOP FLANGE AROUND
MANHOLE**

**SEISMIC RESTRAINER ASSEMBLY AND
CABLES RUSTED WITH LIGHT
CORROSION (SEE PHOTO #88)**



**(4) UP TO 3'-0" LONG VERTICAL
HAIRLINE CRACKS WITH
EFFLORESCENCE COMING
FROM RESTRAINER HOLES**

**SEISMIC RESTRAINER ASSEMBLY AND
CABLES RUSTED WITH LIGHT
CORROSION**



**6" LONG x 17" WIDE x 2" DEEP
SPALL/HOLLOW AREA WITH
EXPOSED REBAR**

**BOX GIRDER INTERIOR – CELL '1B' TOP FLANGE
AT MIDCELL SOUTH WALL IN SPAN #2R**



**4'-0" LONG x FULL WIDTH x 6" DEEP
AREA OF PONDING WATER**



**10'-0" LONG x 5'-0" WIDE PATCH
WITH EFFLORESCENCE AND
HONEYCOMBING THROUGHOUT
WITH EXPOSED REBAR AND ACTIVE
LEAKAGE**

**BOX GIRDER INTERIOR – TOP FLANGE IN CELL
'3C' AT PIER #2R IN SPAN #2R (LOOKING EAST)**



12" WIDE x 12" LONG
SQUARE CUT-OUT HOLE
ALLOWING PIGEONS
ACCESS TO BOX GIRDER
INTERIOR (SEE PHOTO 79)

2'-0" LONG x FULL WIDTH x 3" DEEP
AREA OF PONDING WATER

BRIDGE #070001 **BOX GIRDER INTERIOR – CELL '1B'** **07/22/2020**
AT PIER #2R IN SPAN #3R (LOOKING WEST)

**8'-0" LONG x 8'-0" WIDE AREA OF
CRACKS, EFFLORESCENCE AND RUST
STAINING**

**40" LONG x 18" WIDE x UP TO 1"
DEEP SPALL AT DRAIN PIPE**






**3'-0" LONG x FULL WIDTH x 4" DEEP
AREA OF PONDING WATER**



**HEAVY PIGEON
ACTIVITY AND DEBRIS**


BOX GIRDER INTERIOR – EAST END OF CELL ‘1B’



**3'-0" LONG x 1'-0" WIDE HOLLOW
AREA WITHIN AN 8'-0" LONG x 8'-0"
WIDE AREA OF CRACKS,
EFFLORESCENCE, AND RUST
STAINING**

**METAL MESH SCREEN AT
ACCESS HOLE IS PARTIALLY
OPEN AND ACCESSIBLE TO
PIGEONS (SEE PHOTO 83)**





**FULL WIDTH CRACK WITH
EFFLORESCENCE AND STALACTITES**

**3'-0" WIDE x 30" HIGH
HOLLOW AREA**

**3'-0" WIDE x 30"
HIGH HOLLOW AREA**

**3'-0" WIDE x 30"
HIGH HOLLOW AREA**

**3'-0" WIDE x 30" HIGH
HOLLOW AREA**

**HAIRLINE CRACKS AND
EFFLORESCENCE
THROUGHOUT ENTIRE WALL**

HEAVY GRAFFITI





GIRDER 'A'

**UP TO 2'-0" HIGH x 3'-0"
LONG x FULL DEPTH SPALL**



**DIAPHRAGM REPAIR IN
PROGRESS WITH FORM
WORK**

GIRDER 'B'

GIRDER 'C'

**DROP-IN DIAPHRAGM – BAY 'B' EAST FACE
AT PIER #4 IN SPAN #5 (LOOKING WEST)**



GIRDER 'D'

**6-1/2' LONG x UP TO 18"
HIGH x 4" DEEP
SPALL/HOLLOW AREA**

**16" LONG x FULL
WIDTH x 4" DEEP
SPALL (UNDERSIDE)**

**DIAPHRAGM CONCRETE HAS BEEN
REMOVED WITH ONLY REBAR LEFT
(REPAIR IN PROGRESS)**

GIRDER 'E'



**DROP-IN DIAPHRAGM – BAY 'E' EAST FACE
AT PIER #8 IN SPAN #9 (LOOKING WEST)**



RODS REMOVED FROM SEISMIC RESTRAINER ASSEMBLIES (TYPICAL)

DIAPHRAGM CONCRETE HAS BEEN REMOVED WITH ONLY REBAR LEFT (REPAIR IN PROGRESS)

GIRDER 'E'

PHOTO #105

12-MONTH SPECIAL INSPECTION

DIAPHRAGM CONCRETE HAS BEEN
REMOVED WITH ONLY REBAR LEFT
(REPAIR IN PROGRESS)

GIRDER 'C'

GIRDER 'D'

**DROP-IN DIAPHRAGM – BAY 'C' EAST FACE
AT WEST CORBEL IN SPAN #14 (LOOKING WEST)**

07/22/2020


BRIDGE #070001

3'-0" HIGH x 4-1/2' LONG x UP TO 4" DEEP SPALL WITH EXPOSED AND DEBONDED REBAR WITH UP TO 50% LOSS

REMAINING AREA OF DIAPHRAGM IS HOLLOW

GIRDER 'K'

GIRDER 'J'



**END DIAPHRAGM – BAY 'J' EAST FACE
AT PIER #16 IN SPAN #17 (LOOKING WEST)**


PHOTO #107

12-MONTH SPECIAL INSPECTION

FULL HEIGHT x FULL LENGTH
HOLLOW AREA WITH UP TO 1/8"
WIDE MAP CRACKS

GIRDER 'M'


GIRDER 'N'



**END DIAPHRAGM – BAY 'M' EAST FACE
AT PIER #16 IN SPAN #17 (LOOKING WEST)**

BRIDGE #070001

07/22/2020



GIRDER 'A'

**DOWN TO 1/8"
REMAINING THICKNESS
TO TOP FLANGES**

**4'-0" LONG x 8" WIDE x 5/16"
REMAINING (BOTTOM FLANGE)**

**DOWN TO 1/4"
REMAINING THICKNESS
TO BOTTOM FLANGES**

**TYPICAL MODERATE TO
HEAVY RUST AND
CORROSION**

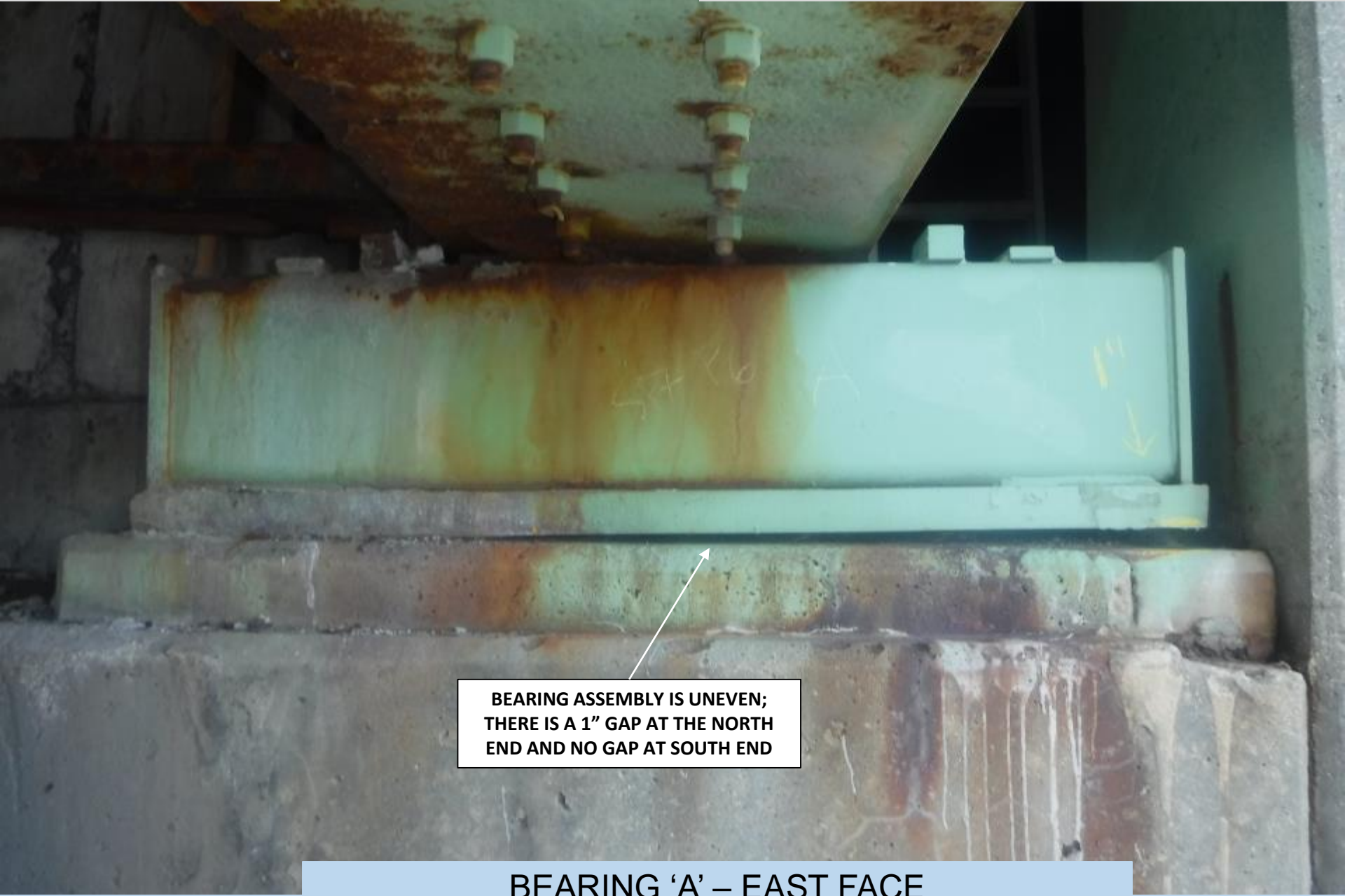
END DIAPHRAGM – BAY 'A' AT PIER #7 IN SPAN #7



GIRDER 'F'

GIRDER 'E'

MISSING BOLT



**BEARING ASSEMBLY IS UNEVEN;
THERE IS A 1" GAP AT THE NORTH
END AND NO GAP AT SOUTH END**

**BEARING 'A' – EAST FACE
AT PIER #6 IN SPAN #7 (LOOKING WEST)**

PHOTO #111

12-MONTH SPECIAL INSPECTION

GIRDER 'F'

GIRDER 'A'



BRIDGE #070001

WEST ABUTMENT #1

07/22/2020

(LOOKING WEST)

07/22/2020

GIRDER 'D'

**SEVERE PIGEON DEBRIS AND
NESTING UP TO TOP OF COLUMN**

GIRDER 'C'



GIRDER 'S'

GIRDER 'A'


GIRDER 'R'

**UP TO 12" HIGH
ACCUMULATION OF
SAND/DEBRIS AND
SCATTERED PIGEON NESTING**

**GIRDER SPALL
(SEE PHOTO #65)**

GIRDER 'S'

**3'-0" HIGH x 7'-0" LONG x UP TO 5" DEEP
SPALL/HOLLOW AREA WITH EXPOSED WIRE MESH,
DETACHED HORIZONTAL BARS, AND LOOSE CONCRETE**



GIRDER 'G'

GIRDER 'H'

**6" WIDE (WEST FACE) x 15" WIDE
(SOUTH FACE) x 4-1/2' HIGH x 12"
LONG HOLLOW AREA WITH 1" DEEP
SPALLING AND 1/2" WIDE
BOUNDARY CRACK**



**PIER CAPS COVERED WITH REMAINING
CHLORIDE EXTRACTION MATERIALS (TYPICAL)**

GIRDER 'L'

GIRDER 'A'



SP15 I PED

SPAN #15 - GIRDER 'I'

SPAN #16 - GIRDER 'K'

SPAN #16 - GIRDER 'J'

6" HIGH x 4'-0" LONG HOLLOW AREA WITH 1/8" WIDE HORIZONTAL CRACK

PIER #15 CAP – EAST FACE PEDESTAL AT GIRDER 'I' IN SPAN #15 (LOOKING WEST)



6" DIAMETER POPOUT

**28" LONG x 6" HIGH x 14" WIDE
(UNDERSIDE) HOLLOW AREA IN PATCH**

**8" LONG x 6" WIDE x 4" DEEP SPALL
UNDERMINES BEARING PAD 2"
LONG x 2" WIDE**



**10" LONG (WEST FACE) x 10" WIDE (SOUTH FACE)
x 8" HIGH x UP TO 4" DEEP SPALL UNDERMINES
BEARING PAD BY 1/2"**



**FULL HEIGHT x UP TO 3-1/2' WIDE
HOLLOW AREA WITH UP TO 1/8"
WIDE VERTICAL CRACKS**




GIRDER 'F'

**CONSTRUCTION SCAFFOLDING
IN PLACE (TYPICAL)**

GIRDER 'A'

HEAVY GRAFFITI



**20" HIGH x 12" WIDE x 1"
DEEP SPALL THAT EXTENDS
ONTO THE WEST PEDESTAL**

**COLUMN 'D' – SOUTH FACE
OF WEST PEDESTAL**



**SEALED VERTICAL
CRACKS (TYPICAL)**


**FULL HEIGHT x 1/4" WIDE
VERTICAL CRACK THROUGH
STONE FAÇADE (TYPICAL)**



COLUMN 'C'

COLUMN 'D'

**1/4" WIDE x UP
TO FULL HEIGHT
VERTICAL CRACK**



**CONSTRUCTION
SCAFFOLDING IN PLACE
(TYPICAL)**


GIRDER 'A'

GIRDER 'F'


**SEALED VERTICAL
CRACKS (TYPICAL)**

PIER #7 WALL – EAST FACE

(LOOKING WEST)



**HAIRLINE TO 1/16" WIDE
VERTICAL AND HORIZONTAL
CRACKS WITH RUST STAINING
(TYPICAL)**



**3/16" WIDE x 16" LONG
HORIZONTAL CRACK**

**18" LONG HAIRLINE
VERTICAL CRACK**

**1/16" WIDE x 10'-0"
LONG VERTICAL CRACK**

**NORTH FACE OF PEDESTAL HAS FULL HEIGHT X FULL
LENGTH X 3" DEEP SPALL WITH EXPOSED REBAR
EXTENDS 8" TO THE EAST FACE AND UNDERMINES THE
BEARING ASSEMBLY 4" WIDE X 4" LONG X 2" DEEP**

**18" LONG VERTICAL
HAIRLINE CRACK WITH
EFFLORESCENCE**



**7" HIGH x 2'-0" WIDE x
1/3" DEEP SPALL**


**CATWALK IS SAGGING
OVER THE END 10'-0"
WITH UP TO 12" HIGH
ACCUMULATION OF
DEBRIS**

**5'-0" HIGH x 3-1/2' WIDE x 3"
DEEP SPALL WITH EXPOSED
REBAR**

**PIER #6 EAST WALL – INTERIOR WEST FACE
BELOW BAY 'A' (LOOKING EAST)**




**CELLULAR WALLS AT
BASE OF PIER INTERIOR
(TYPICAL AT PIER #6
AND #7)**




**42" HIGH x 8" WIDE
HOLLOW AREA**

**UP TO 1/8" WIDE x 42"
LONG VERTICAL CRACK**

**PIER #6 EAST WALL – INTERIOR WEST FACE
AT CANTILEVERED GIRDER 'E' SOUTH FACE**



**20" HIGH x 24" WIDE x
3" DEEP SPALL/HOLLOW
AREA**



**UP TO 1/8" WIDE x 3-1/2'
VERTICAL CRACK**

**20" HIGH x 12" WIDE x
4" DEEP SPALL**

**PIER #7 WEST WALL – INTERIOR EAST FACE
PEDESTAL AT CANTILEVERED GIRDER 'D'
SOUTH FACE (LOOKING WEST)**



**UP TO 3/16" WIDE x 27"
LONG VERTICAL CRACK
WITH EFFLORESCENCE**

**PIER #7 WEST WALL – INTERIOR EAST FACE
PEDESTAL AT CANTILEVERED GIRDER 'E'**



GIRDER 'F'

GIRDER 'A'

CONSTRUCTION
SCAFFOLDING IN
PLACE (TYPICAL)

GIRDER 'E'

GIRDER 'A'


3'-6" WIDE x UP TO 6'-6" HIGH x 2" DEEP SPALL/HOLLOW AREA

MODERATE TO HEAVY GRAFFITI (TYPICAL)

3'-0" HIGH x 18" WIDE HOLLOW AREA

9'-0" HIGH x 4'-6" WIDE HOLLOW AREA


CONSTRUCTION DEBRIS (TYPICAL)



PIER #11 WALL – WEST FACE (LOOKING EAST)

**10'-0" HIGH x 5'-0" WIDE
HOLLOW AREA 1/2"
DEEP SPALLING AND
BOUNDARY CRACKS**






PATCH WITH HAIRLINE SHRINKAGE CRACKS WITH EFFLORESCENCE THROUGHOUT

ACTIVE LEAKAGE FROM BOX GIRDER DRAINS ON UPPER AND LOWER PIER WALLS

SCATTERED UP TO 1/8" WIDE x UP TO 2'-0" LONG VERTICAL CRACKS WITH RUST STAINING ON COPE (TYPICAL)



PATCH WITH HAIRLINE SHRINKAGE CRACKS THROUGHOUT

SCATTERED UP TO 2'-0" LONG VERTICAL CRACKS OPEN UP TO 1/8" WIDE WITH EFFLORESCENCE AND RUST STAINING ON COPING (TYPICAL)

(2) SPALLS UP TO 12" HIGH x 6" WIDE x 1" DEEP

SCATTERED HAIRLINE CRACKS, ISOLATED MINOR HOLLOW AREAS WITH LEAKAGE AND RUST STAINS (SEE PHOTO 140)

PIER #2R WALL – EAST FACE

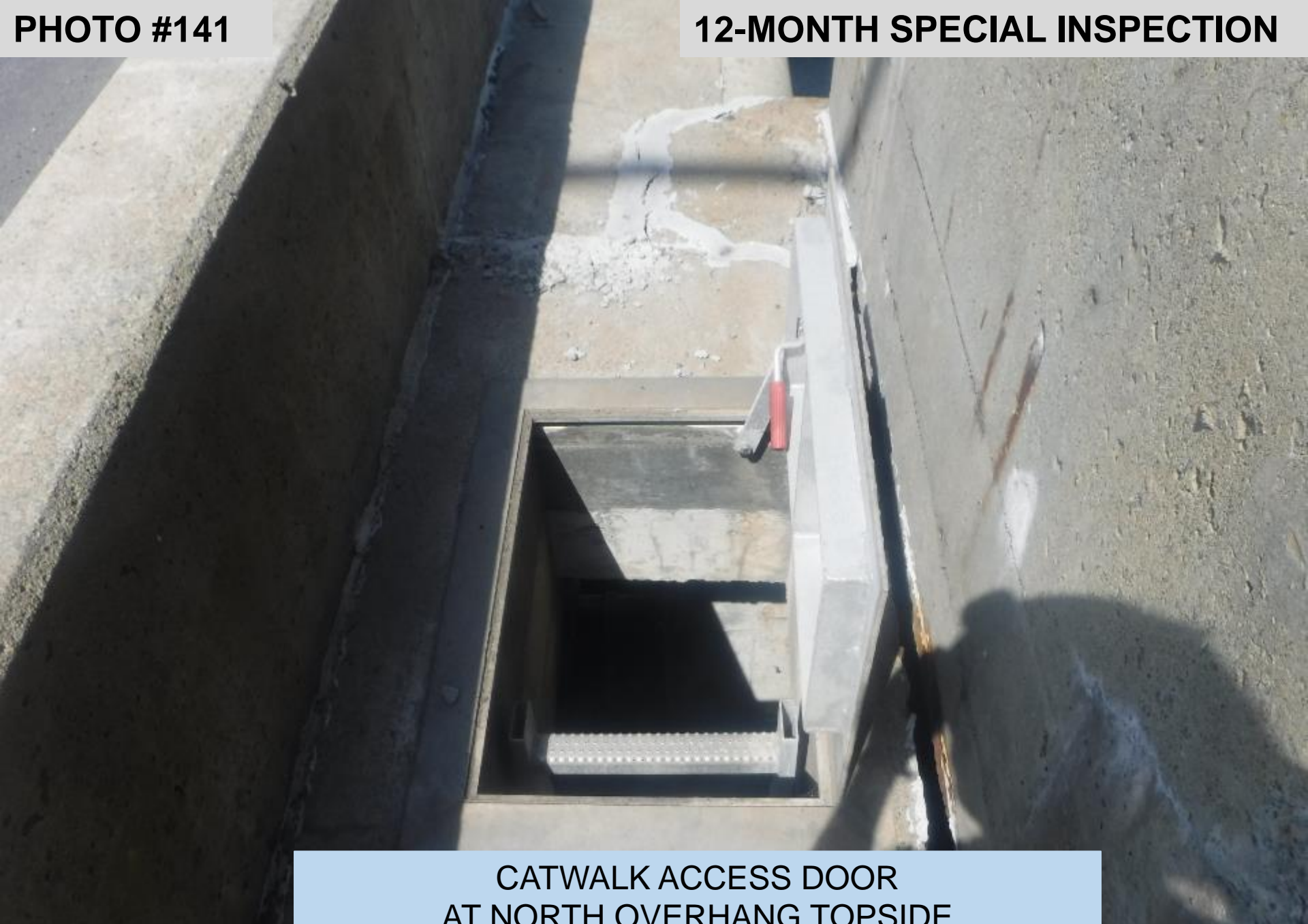
(LOOKING WEST)

6'-0" LONG x UP TO 12" WIDE x 1" DEEP DIAGONAL SPALL/HOLLOW AREA

12" HIGH x 18" LONG HOLLOW AREA UNDER PATCH

PHOTO #141

12-MONTH SPECIAL INSPECTION



**CATWALK ACCESS DOOR
AT NORTH OVERHANG TOPSIDE
AT PIER #7 IN SPAN #6 (LOOKING WEST)**

BRIDGE #070001

07/22/2020



**UP TO 12" HIGH
CONSTRUCTION DEBRIS**





**UP TO 12" HIGH
CONSTRUCTION DEBRIS**



**1/4" WIDE x 12" LONG
VERTICAL CRACK IN
PEDESTAL**

**CATWALK SAGGING
OVER END 10'-0"**

**CATWALK ATTACHED TO PIER #7
WEST WALL INTERIOR FACE AT SOUTH END**



**CONSTRUCTION
SCAFFOLDING IN PLACE
(TYPICAL)**





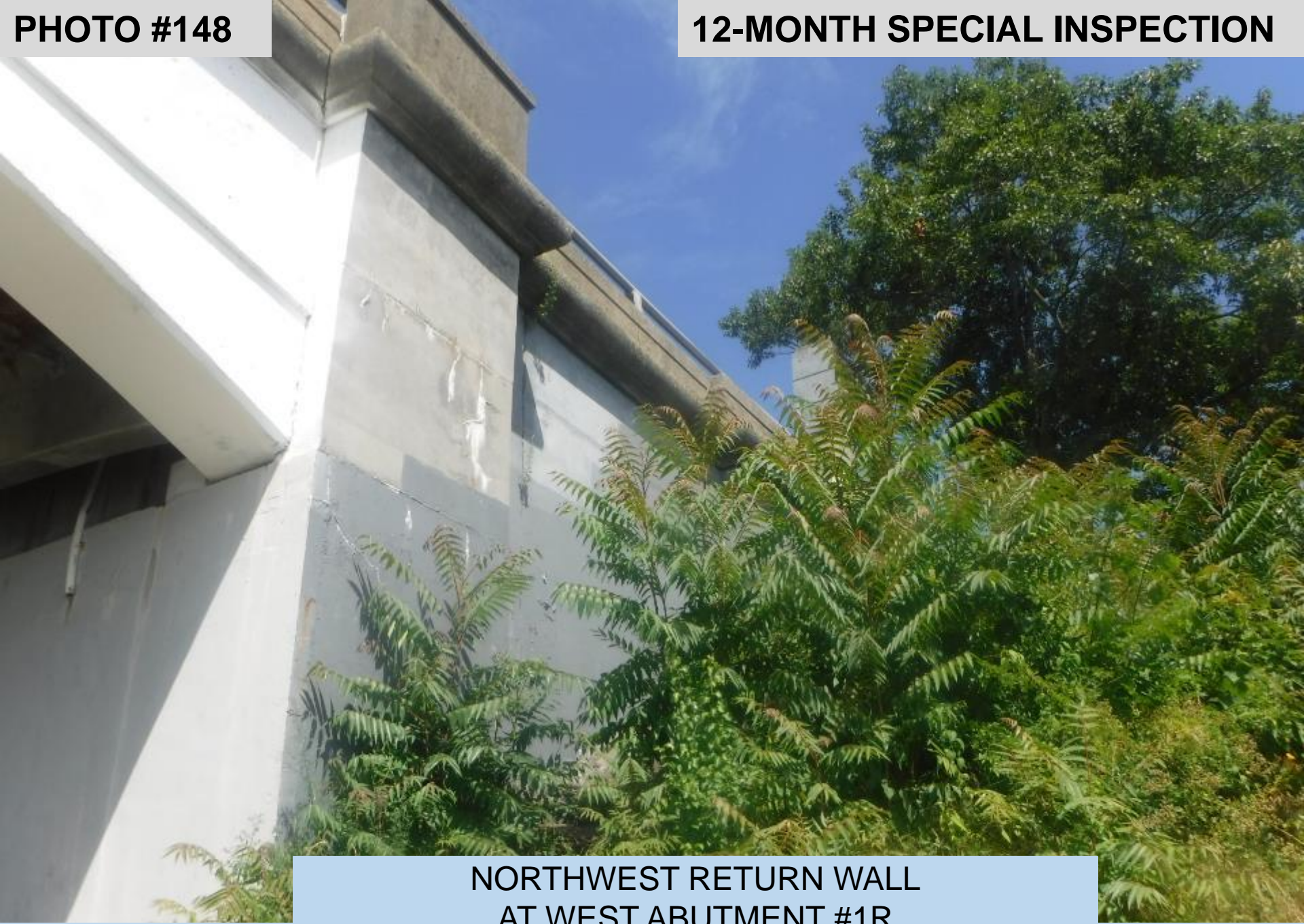
**CONSTRUCTION
SCAFFOLDING IN PLACE
WITH DEBRIS (TYPICAL)**



**CONSTRUCTION
SCAFFOLDING IN PLACE
WITH DEBRIS (TYPICAL)**

PHOTO #148

12-MONTH SPECIAL INSPECTION



**NORTHWEST RETURN WALL
AT WEST ABUTMENT #1R
(LOOKING NORTH)**

BRIDGE #070001

07/22/2020

PHOTO #149

12-MONTH SPECIAL INSPECTION



**SOUTHWEST RETURN WALL
AT WEST ABUTMENT #1R
(LOOKING WEST)**

BRIDGE #070001

07/22/2020